



Control[®] 1 Pro

Two-Way Professional
Compact Loudspeaker
System

Professional Series

Key Features:

- ▶ 150 Watts Continuous Power Handling
- ▶ Professional Drivers and Crossover Network
- ▶ Included Mounting Bracket
- ▶ Transparent and Faithful Sonic Performance
- ▶ Magnetically Shielded Transducers
- ▶ SonicGuard™ Overload Protection
- ▶ Available in Black or White Finishes

Applications:

Representing the next-generation in professional high-performance, compact loudspeaker systems, the Control[®] 1 Pro builds on its proud heritage while incorporating the latest innovations in JBL Professional loudspeaker systems design. Featuring proven JBL transducer technologies, the Control 1 Pro is perfect for a wide variety of critical near-field audio applications.

With independent, monitor-grade high and low frequency drivers, the Control 1 Pro's professional crossover network provides steep slopes for exceptional sonic performance and incorporates full-range SonicGuard™ overload protection into the design ensuring network and transducer protection from excessive power surges from the amplifier.

The Control 1 Pro's rugged and durable molded enclosure houses magnetically shielded transducers making it ideal for use with video and computer monitors or other magnetically sensitive equipment. Moreover, the Control 1 Pro's compact design makes it ideal for audio-visual applications, computer workstations, recording and broadcast studios, mobile audio-video control rooms and foreground and background music.

The Control 1 Pro can easily be mounted against a wall or other flat surface with the enclosed brackets or simply used as a bookshelf speaker.



Specifications:

System:

Frequency Range (-10 dB): 80 Hz - 20 kHz
Frequency Response (+/- 3 dB): 100 Hz - 18 kHz
Power Capacity ¹ : 150 W
Sensitivity ² : 87 dB SPL, 1 W 1 m (3.3 ft)
Maximum SPL ³ : 108 dB continuous, 114 dB peak
Directivity Factor (Q) ² : 6.0
Directivity Index (DI): 7.8 dB
Nominal Impedance: 4 ohms
Crossover Frequency: 4.2 kHz
Overload Protection: Full-range SonicGuard™ power limiting to protect network and transducers

Transducers:

LF Driver: 135 mm (5.25 in) low frequency loudspeaker
HF Driver: 19 mm (.75 in) polycarbonate dome tweeter
Input Connectors: Spring-loaded terminals

Enclosure:

Enclosure Material: Polypropylene Structural Foam
Finish: Black (C1Pro) or White (C1Pro-WH)
Dimensions: 235 mm x 159 mm x 143 mm (9.3 in x 6.3 in x 5.6 in)
Net Weight (each): 1.8 kg (4 lb)
Shipping Weight (pair): 4.6 kg (10 lb)
Included Accessories: Mounting Bracket Assembly

¹IEC Standard, full bandwidth pink noise with 6 dB crest factor; 2 hour duration.

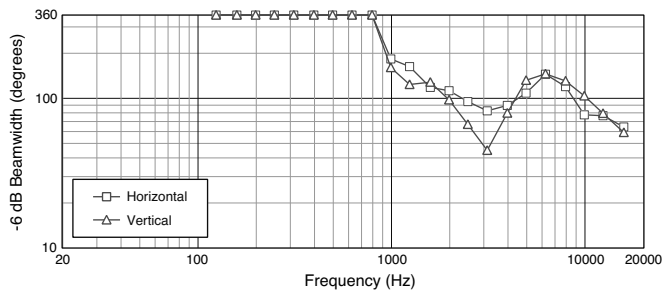
²Average 1 kHz to 10 kHz

³Calculated based on power rating and sensitivity, exclusive of power compression.

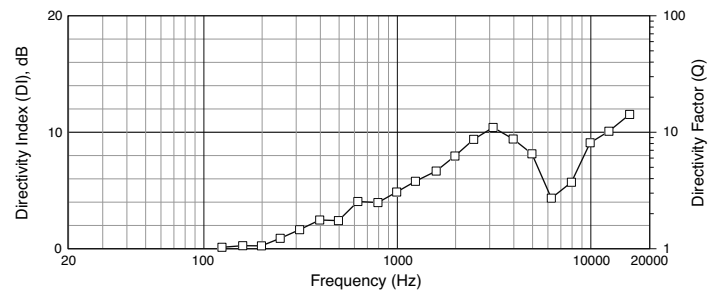
JBL continually engages in research related to product improvement. Some materials, production methods and design refinements are introduced into existing products without notice as a routine expression of that philosophy. For this reason, any current JBL product may differ in some respect from its published description, but will always equal or exceed the original design specifications unless otherwise stated.

► Control 1 Pro Two-Way Professional Compact Loudspeaker

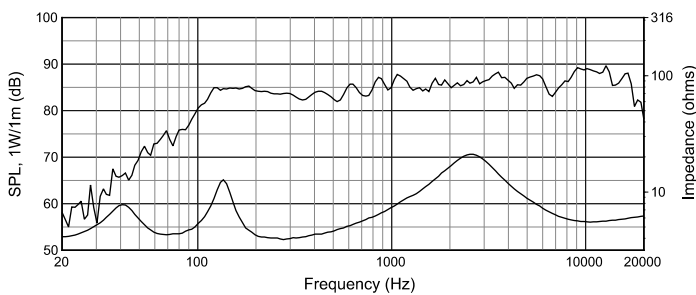
Beamwidth:



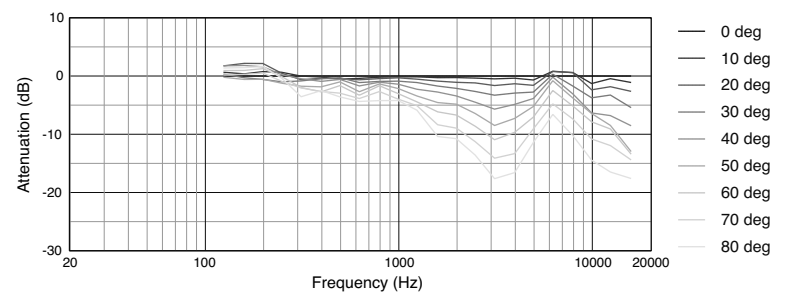
Directivity Index:



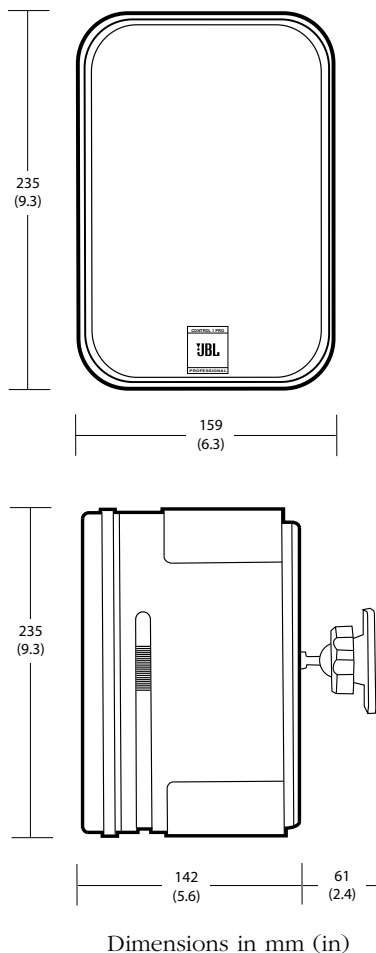
Frequency Response:



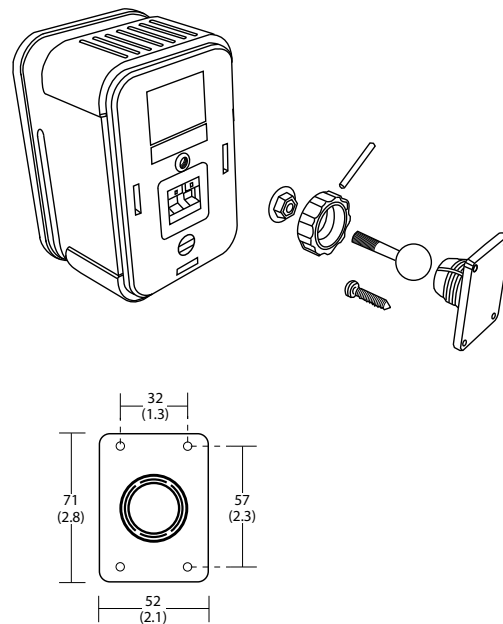
Horizontal Off-Axis Frequency Response:



Dimensions:



Mounting Bracket:



JBL Professional
8500 Balboa Boulevard, P.O. Box 2200
Northridge, California 91329 U.S.A.

© Copyright 2014 JBL Professional
www.jblpro.com

SS C1P
CRP
03/14