

KOMPLETE KONTROL M32

BROWSER CONTROL

Select a Browser field



Scroll Browser tags and Presets



Select Browser tag



Load selected Preset in Results list



Clear Browser tags



Set Preset as Favorite in Results list



Sort by Favorites in Results list



Toggle between User Content and Factory Content



PLUG-IN CONTROL

Control Instrument and Plug-in parameters



Navigate Plug-in chain



Add Effect Plug-in on empty Plug-in slot



Move selected Effect Plug-in left or right in Plug-in chain



Select previous/next Preset



Navigate parameter pages

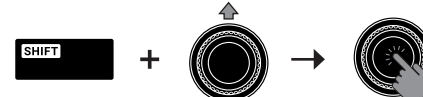


PLUG-IN CONTROL

Bypass selected Plug-in in Plug-in chain



Remove selected Plug-in from Plug-in chain



TRACK CONTROL

Select track



Select region



Mute/unmute selected Track



Solo/unsolo selected Track



Adjust Track volume



Adjust panorama for selected Track



EDIT CONTROL

Undo action



Redo action



Quantize to grid value



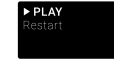
Toggle automation between Read mode and Touch mode



Logic/GarageBand

TRANSPORT CONTROL

Start playback



Restart playback



Punch out while recording



Start recording



Punch in while playback is running



Enable/disable count-in



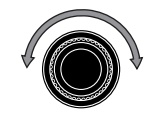
Stop playback/recording at current position



Relocate playhead position to song start when stopped



Scroll playhead position



Enable/disable loop mode



Move loop by its own length



Enable/disable metronome



Tap tempo



BROWSER CONTROL

Select a Browser field



Scroll Browser tags and Presets



Select Browser tag



Load selected Preset in Results list



Clear Browser tags



Set Preset as Favorite in Results list



Sort by Favorites in Results list



Toggle between User Content and Factory Content



PLUG-IN CONTROL

Control Instrument and Plug-in parameters



Navigate Plug-in chain



Add Effect Plug-in on empty Plug-in slot



Move selected Effect Plug-in left or right in Plug-in chain



Select previous/next Preset



Navigate parameter pages

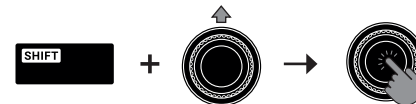


PLUG-IN CONTROL

Bypass selected Plug-in in Plug-in chain



Remove selected Plug-in from Plug-in chain

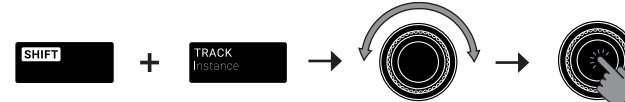


TRACK CONTROL

Select Track



Switch Instance



Select Clip or Scene Slot in Track



Start/stop selected Clip or Scene



Mute/unmute selected Track



Solo/unsolo selected Track



Adjust panorama for selected Track



EDIT CONTROL

Undo action



Redo action



Quantize to grid value

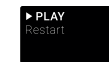


Toggle automation between Read mode and Touch mode



TRANSPORT CONTROL

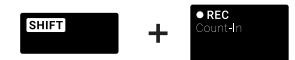
Start playback



Enable Clip recording



Start Arranger recording together with playback



Scroll playhead position



Stop playback/recording at current position



Relocate playhead position to song start when stopped



Enable/disable loop mode



Enable/disable metronome



Tap tempo



BROWSER CONTROL

Select a Browser field



Scroll Browser tags and Presets



Select Browser tag



Load selected item in Results list



Clear Browser tags



Set Preset as Favorite in Results list



Sort by Favorites in Results list



Toggle between User Content and Factory Content



PLUG-IN CONTROL


Control Instrument and Plug-in parameters



Navigate Plug-in chain



Add Effect Plug-in on empty Plug-in slot



Move selected Effect Plug-in left or right in Plug-in chain



Select previous/next Preset



Navigate parameter pages



PLUG-IN CONTROL

Bypass selected Plug-in in Plug-in chain



Remove selected Plug-in from Plug-in chain



IDEAS CONTROL

Select Group



Select Scene



Create new Scene



Select Pattern



Create new Pattern

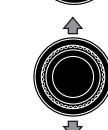


TRACK CONTROL

Select Group



Select another Sound of that Group

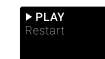


Create new Group



TRANSPORT CONTROL

Start/stop playback



Restart playback at the beginning of the Loop Range



Enable/disable recording



Record with count-in



Stop playback/recording



Enable/disable metronome



Adjust tempo



Enable/disable loop mode



EDIT CONTROL

Undo action



Redo action



Quantize to grid value



Enable/disable automation



Enable/disable Scale engine



Edit Scale engine parameters



Enable/disable Arpeggiator



Edit Arpeggiator parameters

